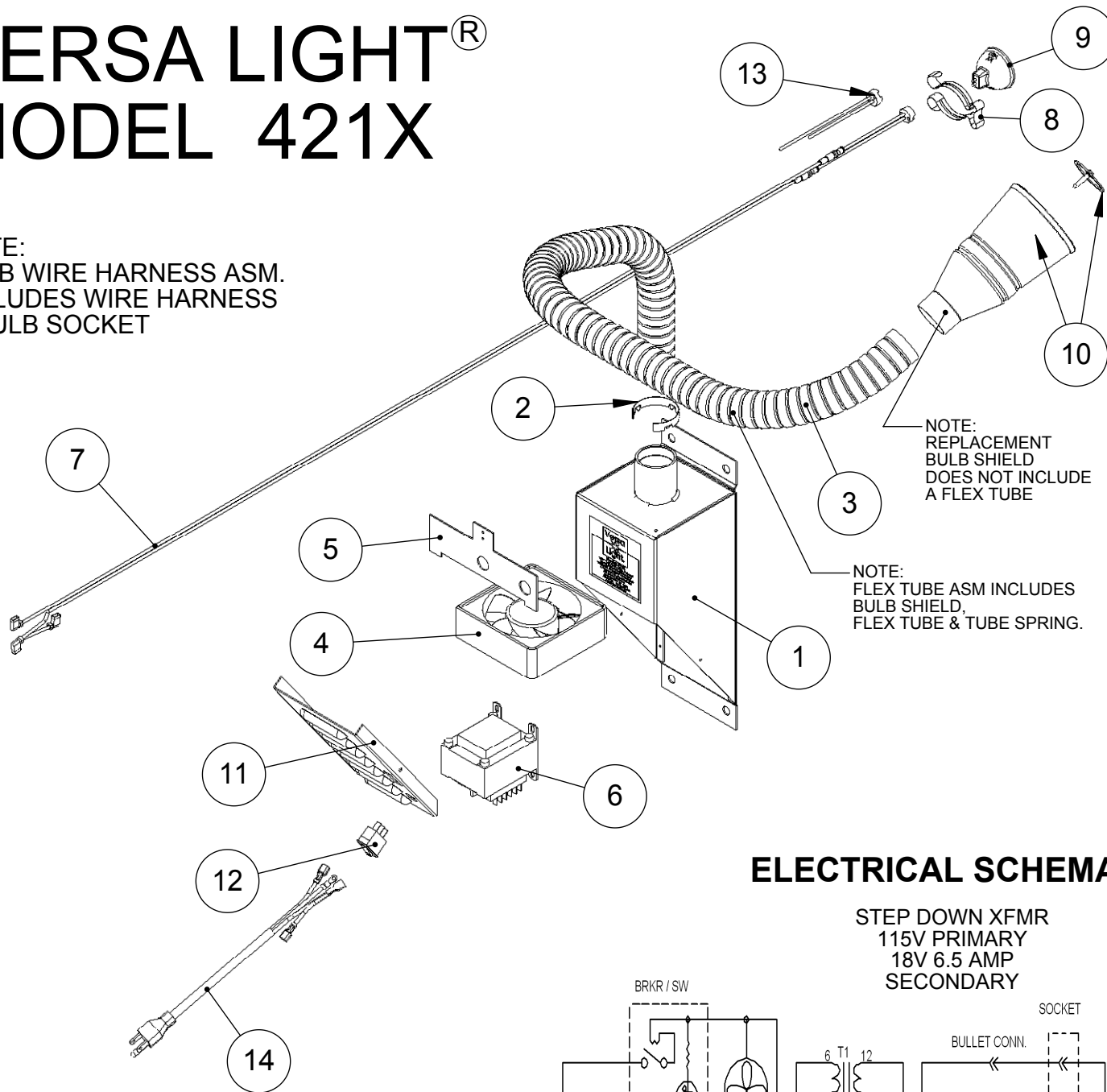


VERSA LIGHT[®] MODEL 421X

NOTE:
BULB WIRE HARNESS ASM.
INCLUDES WIRE HARNESS
& BULB SOCKET

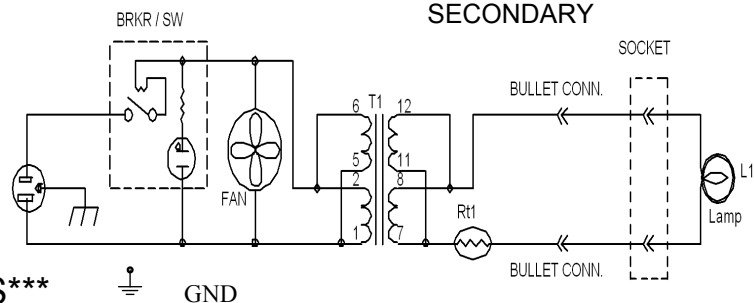


NOTE:
REPLACEMENT
BULB SHIELD
DOES NOT INCLUDE
A FLEX TUBE

NOTE:
FLEX TUBE ASM INCLUDES
BULB SHIELD,
FLEX TUBE & TUBE SPRING.

ELECTRICAL SCHEMATIC

STEP DOWN XFMR
115V PRIMARY
18V 6.5 AMP
SECONDARY



USE ONLY VL7001 REPLACEMENT BULBS

ITEM NO.	PART NUMBER	DESCRIPTION	421X/QTY.
1	VL5001	CABINET	1
2	VL4001	TUBE SPRING	1
3	VL5004	FLEX TUBE ASM	1
4	VL2005	115V FAN ASM.	1
5	VL5002	AIR DEFLECTOR	1
6	VL2004	115/230 VAC TRANSFORMER	1
7	VL8029	REPLACEMENT BULB HARNESS ASM.	1
8	VL5005	BULB RETAINER SPRING	1
9	VL7001	VL REPLACEMENT BULB (COATED)	1
10	VL5010	REPLACEMENT BULB SHIELD	1
11	VL5003	COVER PLATE	1
12	VL2003	115 VAC SWITCH	1
13	VL2002	REPLACEMENT BULB SOCKET/18 GAGE WIRE	1
14	VL5008	POWER CORD 110V	1

VERSA LIGHT® INSTALLATION GUIDE

Mounting Instructions

> IMPORTANT!

**MUST BE INSTALLED BY
QUALIFIED ELECTRICIAN**

115AC/1.65 AMPS/60HZ VOLTAGE

> IMPORTANT!

For proper operation Versa Light must be mounted 66" from floor (see figure below).

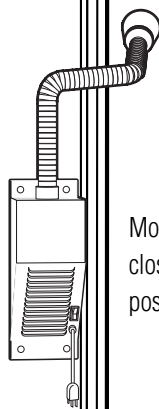
Contact manufacturer for alternate mounting procedures.

4 installer supplied wall fasteners are required.

IMPORTANT


66"

168 cm

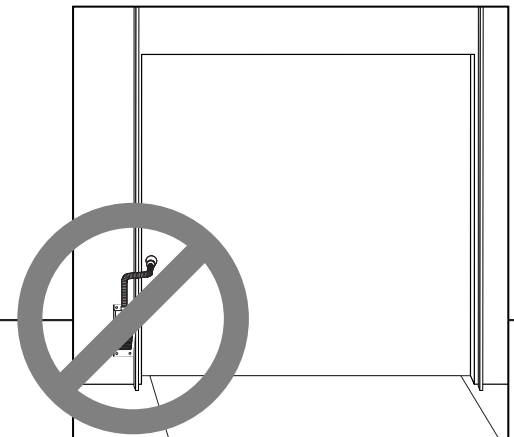


Keep flex tube in upward position.

Mount Versa Light as close to door track as possible.



Versa Light Mounted Too High



Versa Light Mounted Too Low



A Product of



340 Gateway Park Drive
North Syracuse, NY 13212
Phone: 315-463-7348
Toll Free: 866-235-7468
Fax: 315-463-8559
Email: info@dlmanufacturing.com
www.dlmanufacturing.com